

**BASIC TRUTH**

**JESUS WANTS TO BE MY FRIEND FOREVER.**

**What's Missing Activity**

**WHAT YOU NEED:** Tray or cookie sheet, \*find an assortment of night time and day time specific items such as...toy cars, crayons, small book, blocks, stars, moon, plastic dinner food, toy bed, small stuffed animal, and a towel

**BOTTOM LINE**

**YOU CAN BELIEVE IN JESUS.**

**SAY:** "Come sit at the table with me. (Remove the towel.) Look really close at everything on the tray. (Pause.) We are going to play a game with all of this. Take one more look then we'll get started." (Cover the tray then secretly remove one item.)

**BIBLE WORDS**

**"These are written so that you may believe that Jesus is the Christ, the Son of God."  
John 20:31, NLV**

**DO:** Remove the towel.

**SAY:** "Look at the tray and tell me what's missing. (Pause.) Those are good guesses. (Give hints if needed.) It was the (name the item and show it)!" Let's play again. (Repeat as long as desired.)

**SAY:** "Some of these things we use at night and some we use in the day. Help me sort them into daytime and nighttime piles."

**DO:** Sort items while discussing activities we do in the day and at night.

**AFTER THE ACTIVITY:** "In our Bible story, we learned that Paul traveled to cities to tell people Jesus is alive. Paul knew that nothing is more important than Jesus! Lots and lots of people came to hear what Paul had to say about Jesus. He would start talking about Jesus when the sun came up early in the morning and keep talking about Jesus until the sun went down and the moon came up late at night.

**FD3H7> 3U[h]fk**

**WHAT YOU NEED:** A printed copy of the Memory Verse Handmotions.pdf with pictures cut out.

**I ZSf Kag 6a,**

-Have the children stand in front you.

-Ask the children to hold out their arms straight out to the side and fly like a plane. When the children stop flying, say the memory verse to them. Repeat activity but offer new modes of travel for children to act out. driving a car, riding a train, rowing a boat, pedaling a bike etc.. After each pretend action, invite the children to say the memory verse again.

-Repeat it in chunks, or hold up each square of the memory verse.

**AFTER THE TRAVEL ACTIVITY:**

**I ZSf Kag SSk** "That was so much fun! In our Bible story, we heard about someone who went to different places to tell people about Jesus. We can tell people about Jesus wherever we are,too!"

**JULY 2020**  
Memory Verse Motions



**"These are written**



**so that you**



**may believe**



**that Jesus is the Christ,**



**the Son of God."**



**John 20:31**

**ISPY**

## Lesson Questions and Memory verse

**YouTube Link:** A short video about some of Paul's adventures:  
<https://www.youtube.com/watch?v=U16uNUKNvVM>

### Lesson Questions:

1. What is a missionary? (Someone who is sent to tell others about Jesus!)
2. How did Paul tell people about Jesus? (He traveled to where they lived and talked about Jesus with everyone he could. He also wrote letters to tell people about Jesus.)
3. Can we tell people about Jesus? (Yes!)
4. What are some ways we can tell people about Jesus? (Give time for children to come up with some of their own ideas.)

**Memory Verse:** \*Memory verse visual is attached below.

**Say:** "I am going to say our memory verse. Watch me!"

"These are written (open your hands like a book)  
so that you (point out)  
may believe (point to head)  
that Jesus is the Christ, (point up)  
the Son of God. (Rock baby.)  
John 20:31." (Open your hands like a book.)

**DO:** Encourage your child to say the verse from memory.

**Say:** "You have done such a great job memorizing this Bible verse! I am so glad you know that Jesus is the Christ, the Son of God. Now that you know the truth you can tell other people who don't know about Jesus. Then they can believe in Jesus and be friends with God too!"


**Wrap Up:** "God gave us the Gospels and the Bible so that we can learn and believe in Jesus! **Who can believe in Jesus? I can believe in Jesus!**"

### Prayer:

Dear God,

Thank you for the Bible that tells us about Jesus. We want to always believe the truth that Jesus is God's son and wants to be our friend! Please help us to tell other's about Jesus so they can believe in Him too! Amen!

# I SAY



Parent Cue • Preschool • Week of July 19th

Have fun learning and playing with your preschooler.

First, watch this week's video.  
Then follow up with the activity below!

## BIBLE STORY


Paul in Rome  
(Acts 28:11-31)

## REMEMBER THIS

“These are written so  
that you may believe  
that Jesus is the  
Christ, the Son of God.”  
John 20:31, NIV

## SAY THIS

Who can believe in Jesus?  
I can believe in Jesus.



PARENT  
CUE

## WHAT YOU NEED:

Paper, crayons

## WHAT YOU DO:

Use the crayons to draw or color in a sun on one piece of paper and a moon and stars on the other piece of paper. When you hold up the sun picture, everyone should dance. When you hold up the moon picture, everyone should pretend to sleep. Flip back and forth between the two pictures as your family dances and pretends to sleep.

## WHAT YOU SAY:

“In our Bible story, we learned that Paul traveled to cities to tell people Jesus is alive. Paul knew that nothing is more important than Jesus! Lots and lots of people came to hear what Paul had to say about Jesus. He would start talking about Jesus when the sun came up early in the morning and keep talking about Jesus until the sun went down and the moon came up late at night

“Paul told the people about Jesus so that they could believe in Him. We can believe in Him, too. **Who can believe in Jesus? I can believe in Jesus.**”

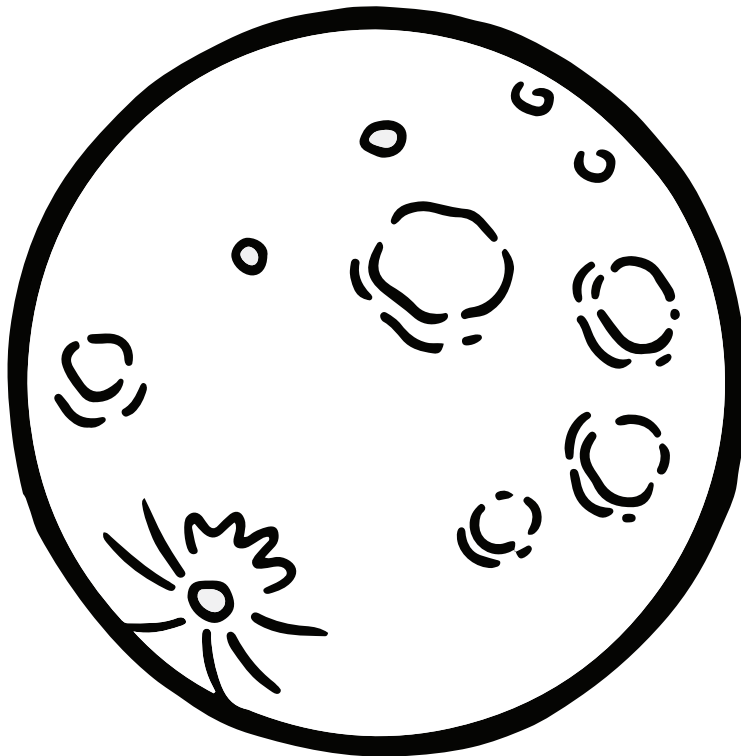

## ACTIVITY: NIGHT AND DAY

## PRAYER

“Dear God, thank You for sending us Jesus! Jesus loves everyone. Jesus wants us to follow Him. Jesus wants us to love people the way He loves us. Jesus will always be with us. Jesus will hear us when we talk to Him. Jesus wants all children to come to Him. I pray we will always believe in Jesus and what He said. We love You, God. In Jesus' name, amen.”

Download the free **Parent Cue App**  
AVAILABLE FOR IOS AND ANDROID DEVICES

©2020 THE RETHINK GROUP, INC.  
ALL RIGHTS RESERVED.





**WEEK THREE**

**ACTS 28:11-31**

Paul tells the people in Rome that they can believe everything Jesus says because Jesus tells the truth.



**REMEMBER THIS:**

"These are written so that you may believe that Jesus is the Christ, the Son of God."  
**JOHN 20:31, NLV**



**SAY THIS:**

Who can believe in Jesus?  
**I CAN BELIVE IN JESUS.**



**DO THIS:**



Cuddle with your child this month and pray, "Dear God, I ask that You help [child's name] value truth. I ask that you help [him/her] believe that Jesus is always telling the truth, and that means we can always trust what He says. Thank You for sending Jesus to be our friend forever. You are the best, God, and we love You very much. In Jesus' name, amen."

**BASIC TRUTH:**

**JESUS WANTS TO BE MY FRIEND FOREVER.**

**BE OKAY WITH SAYING, "I DON'T KNOW"**

By Dan Scott

As parents, we all know how much kids love to ask questions, many of which start with the word, "Why." These questions may start out simple: "Why is the sky blue?" or "Why can't I have another piece of cake?"

But when it comes to developing a child's faith, soon enough, these questions will progress to something more challenging. Questions like "Why do bad things happen?" or "Why does it feel like God doesn't care?"

We can't avoid questions. They are part of the human experience. Like it or not, that means questions will also be part of a growing personal faith. We can't ignore them or sweep them under a rug, hoping they'll disappear. At the same time, we can't string pithy phrases together and assume we're helping someone answer their deepest faith questions.

After all . . .

Not all questions have simple answers. Not all questions HAVE answers. No single human knows all there is to know about God and how God works.

While there is much we can discover about God, often the best answer for some questions is, "I don't know." This can be difficult parents, because we have this idea that leading kids means having all the answers to be able to help them with their questions or doubts.

When a hard question comes up, what if we were honest and said, "I don't know"? I read recently about the power of that phrase. Throughout history, saying "I don't know" and admitting ignorance has been the catalyst for discovery. Because people asked questions, humans learned, explored, and made progress that propelled history and faith forward—a process that continues still.

What if we could turn our shared ignorance into shared discovery? What if we said, "I don't know, but let's try and find out together." Or "People have all sorts of opinions about this, let's see which seem most wise to follow."

Taking the time to help our kids explore their faith is one of the most important things we can do for them. And while in the process of discovery, we may not find the answers we wanted or we may find that a question can't be answered yet, but we may also discover bigger ideas about God that help us trust Him even more.

So when your kids start asking tough questions about faith, be ready with answers, but also be okay with saying, "I don't know."



For more blog posts and parenting resources, visit:  
**TheParentCue.org**

Download the free **Parent Cue App**  
 AVAILABLE FOR IOS AND ANDROID DEVICES

