

Lesson Play Activities

1. 'I Spy' Activity:

Say: "Let's play a game called 'I Spy'. When I say, 'I spy something red,' I want you to look around the room to spy something that color and call it out. I will tell you if you are correct. Are you ready?"

Do:

- Take turns being the one to give clues. Continue as there is interest.

AFTER THE ACTIVITY:

Say: "You are such good spotters! I love to play 'I Spy'. In our Bible story this week we heard about some people who spied Jesus doing amazing miracles. Let's color some pictures and talk more about how we can believe in Jesus because of what was written in the Bible!"

2. Coloring Sheet Activity:

Prepare: Print of the coloring sheets of Jesus birth and several miracles he performed that are written about in the Bible. Provide crayons or markers.

Do: Sit with your child as they color and talk to them about what you see in the picture.

SAY: "The Bible tells us that Jesus is the Son of God! We can read about lots of amazing miracles Jesus did while He was living as a man on earth. The miracles were written down for us to read so that we would believe in Jesus. Jesus wants us to believe in Him so that we can be friends with Him forever!"

Lesson Questions and Memory verse

Lesson Questions:

1. How do we know that Jesus is God's Son? (The Angel told Mary and when Jesus was baptized a voice from heaven said, "You are my Son...", and by His miracles.)
2. Where can we read about Jesus life? (The Bible, The New Testament, The Good News Gospel Books)
3. Tell me some of the miracles written about in the Bible! (Jesus walked on water, fed 5000 men with 5 loaves and 2 fish, and healed sick people.)
4. Why are these stories written in the Bible? (so that we will believe that Jesus is the Christ, the Son of God!)
5. Why does Jesus want us to believe in Him? (So we can live forever as His friend!)

Memory Verse: *Memory verse visual is attached below.

Say: "I am going to say our new memory verse. Watch me!

"These are written (open your hands like a book)
so that you (point out)
may believe (point to head)
that Jesus is the Christ, (point up)
the Son of God. (Rock baby.)
John 20:31." (Open your hands like a book.)

Do: Help your child find the verse in a Bible.

Say: "Now, let's say our verse together! Are you ready?"

Do: Put the memory verse visual on your refrigerator or wall at your child's eye level. Practice saying the verse while doing the motions with your child. Repeat a few times!

Wrap Up: "God gave us the Gospels and the Bible so that we can learn and believe in Jesus! [Who can believe in Jesus? I can believe in Jesus!](#)"

Prayer:

Dear God,

Thank you for the Bible that tells us about Jesus. Help us to believe the truth that Jesus is God's son and wants to be our friend!

Amen!

JUNE 2020
Memory Verse Motions



"These are written



so that you



may believe



that Jesus is the Christ,



the Son of God.



John 20:31

I SPY

JUNE 2020

MEMORY VERSE

“These are written so that you
may believe that Jesus is the
Christ, the Son of God.”

JOHN 20:31, NLV



“These are written

(Open your hands like a book.)

so that you

(Point out.)

may believe

(Point to head.)

that Jesus is the Christ,

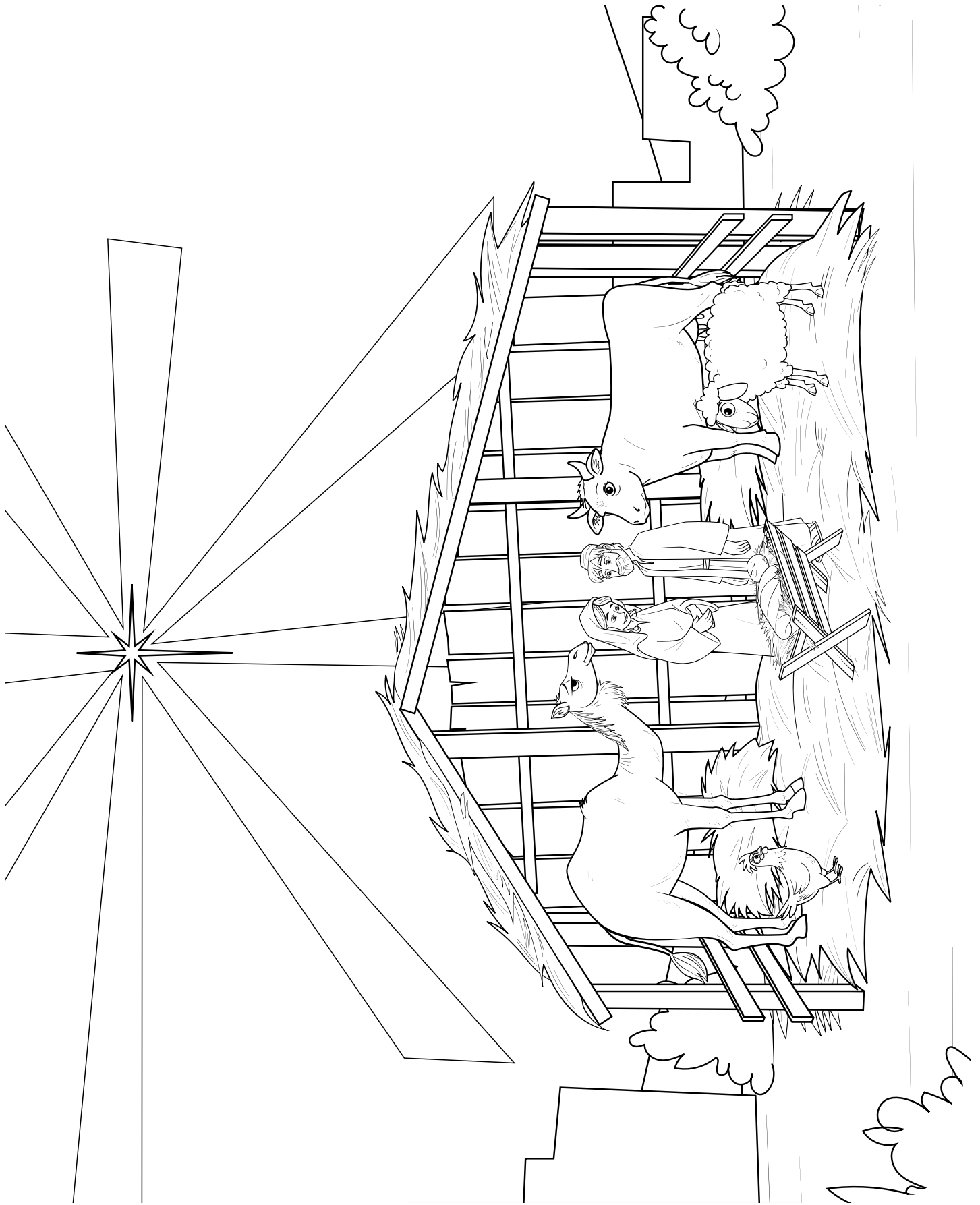
(Point up.)

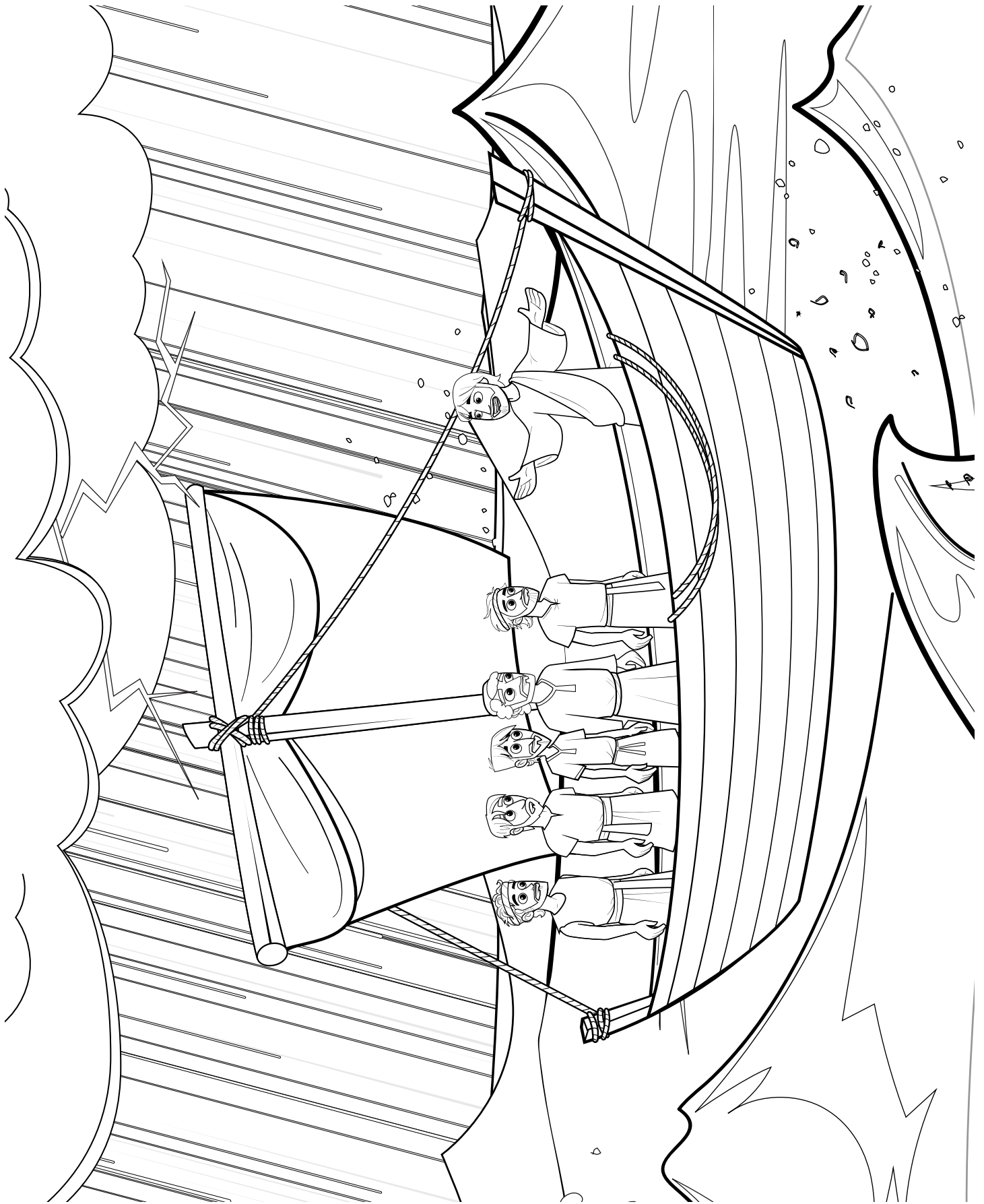
the Son of God.”


(Rock baby.)

John 20:31


(Open your hands like a book.)







Four Corners (2 of 4) • B&W • *Four Corners* • June Week 1
Copy on copy paper and cut on dotted line. One set per activity.





WEEK ONE
THE GOSPELS

Jesus, God's Son, is born. He grows up to do amazing things that only He can do.

.....

WEEK TWO
MATTHEW 26—28;
JOHN 21:1-14

Jesus dies and comes back Then He visits His friends so they can see that He is alive.

.....

WEEK THREE
ACTS 9:1-20

Paul has a life-changing encounter with Jesus that makes him believe that Jesus is alive.

.....

WEEK FOUR
ACTS 10

Peter tells everyone, everywhere that Jesus is alive, He loves them, and wants to be their friend.



REMEMBER THIS:

"These are written so that you may believe that Jesus is the Christ, the Son of God."
JOHN 20:31, NLV



SAY THIS:

Who can believe in Jesus?
I CAN BELIEVE IN JESUS.

BASIC TRUTH:
JESUS WANTS TO BE MY FRIEND FOREVER.

DO THIS:



MORNING TIME

When you go into your child's room, say, "Good morning! I believe we can make today a great day! Do you know what else I believe? I believe in Jesus!"



DRIVE TIME

As you drive, take turns with your child naming things you believe. You may say, "I believe some trees are green." Or you may say, "I believe birds can fly." Your child will probably come up with all kinds of interesting ideas! End your drive by saying, "I believe Jesus wants to be our friend forever."



CUDDLE TIME

Cuddle with your child this month and pray, "Dear God, thank You for all of the people who wrote down what they saw Jesus do so we can read it in the Bible and believe in Jesus, too. Please help [child's name], me, and [other family members] believe that Jesus is alive, and He wants to be our friend forever. We love You, God. In Jesus' name, amen."



BATH TIME

Add a light weight plastic toy figure (or something like a ball pit ball) to bath time. Lay a wash cloth flat on the water, and tell your child to toss the toy figure or ball onto the washcloth. Say, "You can do it!" as you cheer for them. Then, as you bathe your child, say, "I know something else you can do. You can believe in Jesus!"



WEEK ONE
THE GOSPELS

Jesus, God's Son, is born. He grows up to do amazing things that only He can do.



REMEMBER THIS:

"These are written so that you may believe that Jesus is the Christ, the Son of God."
JOHN 20:31, NLV



SAY THIS:

Who can believe in Jesus?
I CAN BELIEVE IN JESUS.



DO THIS:



When you go into your child's room, say, "Good morning! I believe we can make today a great day! Do you know what else I believe? I believe in Jesus!"

BASIC TRUTH:

JESUS WANTS TO BE MY FRIEND FOREVER.

LIVING FROM A DAD'S AFFIRMATION

By Nick Salyers

My dad is my hero. When I reflect back on how he has made such a vast impact on my life I arrive at a surprisingly simple conclusion:

The greatest gift my dad ever gave me was the freedom to live from his affirmation, not for it. He was able to fully convince me that he is proud of me, loves me, and wants what's best for me.

There are three major ways that living from a place of affirmation changed my life (and might change your child's life too):

1. It gave me a deeply rooted sense of identity.

There's an old saying that says, "It's not so much about who you are, as it is about whose you are." Your identity is rooted in the knowledge that you are loved and worth loving. That kind of knowledge only comes through experiencing and receiving affirmation.

When I think about identity, the image that comes to mind is a prince. A prince doesn't really have any resources, yet he never acts out of scarcity. He doesn't have any actual authority, yet his words carry weight and meaning. He doesn't have any real power, but he carries himself with the confidence, because he is backed by someone with power. A son who is living from affirmation has a deeply rooted sense of identity.

2. It fostered the building of true confidence.

Confidence is the natural response to having a deeply rooted sense of identity. When a son experiences his father's affirmation, it gives him the freedom to learn, take risks, fail, grow, and succeed. Each of those actions help him gain experience.

By creating a safe environment for acquiring experience, you are fostering confidence. Furthermore, this kind of confidence is not a cheap bravado, but a true confidence, one that has been hard-earned.

3. It inspired purpose.

Living from a place of affirmation inspires purpose. Just as a deeply rooted sense of identity begets confidence, confidence begets purpose. Purpose is the sense of heading somewhere. It's being on a mission. Purpose propels you forward.

I think one of the most defining questions you can ask yourself as a parent is: "Do I want my kids living for my affirmation or from my affirmation?" Your answer to that question lies at the heart of your relationship with your children.



For more blog posts and parenting resources, visit:
TheParentCue.org

Download the free **Parent Cue App**
AVAILABLE FOR IOS AND ANDROID DEVICES

