

## BASIC TRUTH

GOD LOVES ME.

## BOTTOM LINE

GOD LOVES YOU.

## BIBLE WORDS

**“Nothing at all can ever separate us from God’s love.”**  
Romans 8:39, NIV

We have provided three playtimes to teach the monthly bottom line through one-on-one play. Repeat each activity as long as there is interest. Remember, toddlers LOVE repetition.

### MONTHLY PLAYTIMES:

- I See You
- Love Clap
- God Loves You

#### 1. I SEE YOU

**WHAT YOU NEED:** Plastic tub; hand mirror; large pom-poms in various colors- Don't have pom-poms? Use your clean laundry basket to play with your child as you fold some clothes

**WHAT YOU DO:** Before introducing the tub to the children, hide the mirror inside the tub. Help your child find the mirror so they can see themselves. Continue as long as there is interest.

**WHAT YOU SAY:** “Come sit with me. I have something I want you to see. Look inside my tub. Do you see you? Where are you? (*Push some pom-poms or clothes aside.*) There you are. (*Let the pom-poms or clothes fall back.*) Where did you go? There you are. I see you! Do you know who else sees you all the time? God! God made you, and He loves you.”

#### 2. LOVE CLAP

**WHAT YOU DO:** Sit one-on-one with your child. Clap your hands and help toddlers to clap their hands to the rhythm of the words. Continue as long as there is interest.

**WHAT YOU SAY:** “Come and sit with me. Can you clap your hands? Let’s clap while I say a fun rhyme. Ready? One, two, God loves you! Now you do it. One, two, God loves you! Yay!”

#### 3. GOD LOVES YOU

**WHAT YOU NEED:** Ring stacker or blocks

**WHAT YOU DO:** Gather your child to play with their blocks or a ring stacker toy. Each time a child puts on a ring, say, “God loves you.”

**WHAT YOU SAY:** “Let’s play together. Can you put a block/ring on? God loves you. Good job! God loves you. Yeah, God loves you!” (*Clap.*)

# Older Toddler Lesson Play Activities

## 1. Many Rooms Activity:

**Prepare:** Choose one or more of the options below and pull out supplies.

### **Option 1** Block Play

**Say:** “Let’s build a house or a zoo with blocks. We are going to need lots of rooms for everyone or for all of the animals.”

### **Option 2:** Doll house play.

**Do:** Actively engage in doll house play with your child while drawing their attention to all of the different rooms.

### **Option 3:** Explore your house

**Do:** Walk through your house noticing how many rooms you have. Talk about who uses each room. Draw a picture of your house and the rooms inside.

### **Wrap Up Activity:**

“God loves us so much that and wants us to live in His home with Him forever!”

## 2. Sequence the Story Activity:


**Prepare:**

- Print out the story retell cards

**Say:** “John 3:16 says God loves the World so much he gave us Jesus! Let’s see if we can put these pictures in order!”

### **Wrap Up Activity:**

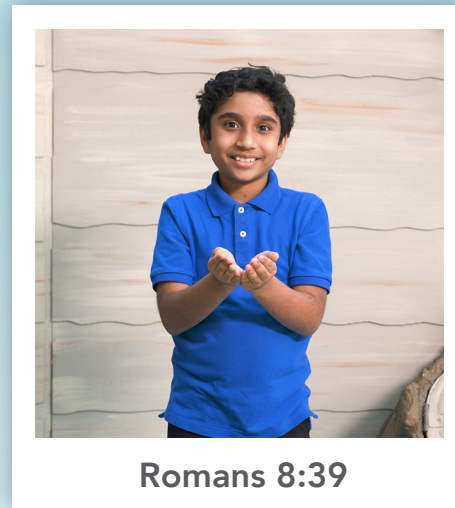
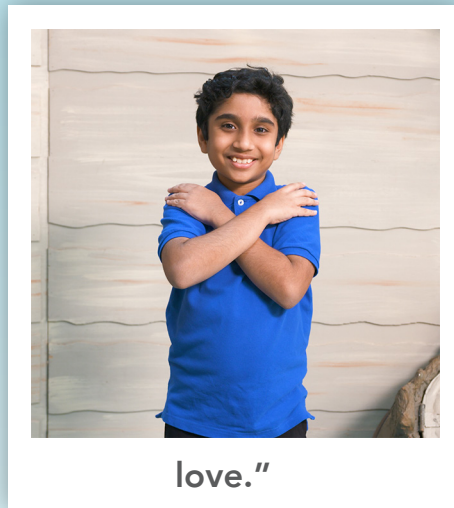
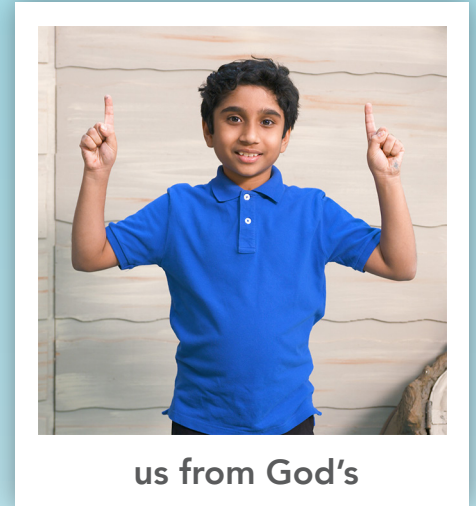
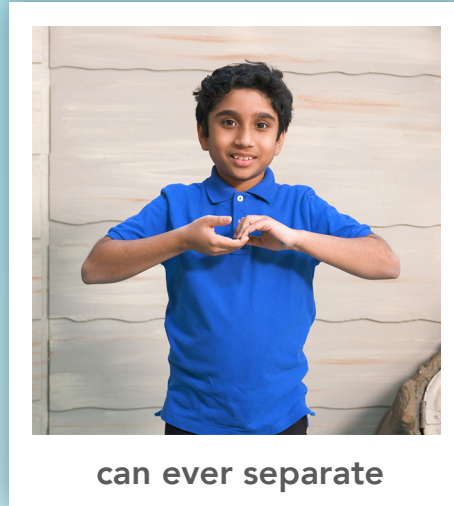
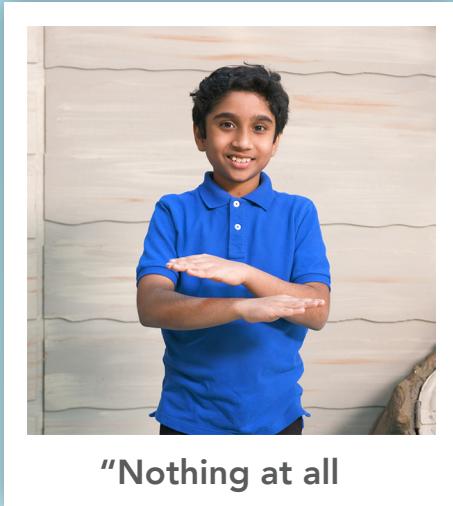
“We know God loves us and wants us to believe in Jesus so we can be friends forever!”



Parent Note: Your child used story cards to retell today's Bible story. Play a game by mixing them up and putting them in order again. You can also use them to retell the story to one another. Say, "God loved (heart symbol) the world (world symbol) so much He gave (gift symbol) us Jesus (Jesus symbol). (John 3:16)"

# MAY 2020

## Memory Verse Motions





WEEK FOUR

JOHN 3:16

God loves us so much, He sent Jesus to be our friend forever.



REMEMBER THIS:

“Nothing at all can ever separate us from God’s love.” ROMANS 8:39, NIV



SAY THIS:

Who loves you? GOD LOVES ME.



DO THIS:



Add two colors of plastic blocks to bath time. Say, “Let’s sort the blocks by color. That means you will separate the orange ones over here and then separate the green ones over here.” When you’re done sorting, say, “Good job! We can separate blocks, but nothing can separate us from God’s love!”

BASIC TRUTH:

GOD LOVES ME.

DETERMINED PARENTS

By Carey Nieuwhof

One of the reasons it’s so critical to help our kids live a determined life is that almost nothing happens on the first try. Fast forward twenty years and imagine your son or daughter grown up. Their character (including their determination) will directly impact what happens at work, at home, and in their families.

Isn’t it true that even as adults, few of us learn the lessons we need to learn on the first go-round? Isn’t it true most things don’t happen without some level of determination? Mastering a skill, developing relationships, growing faith and character, achieving a dream . . .

My friend Gary Reniecke shared some statistics from the world of sales that tell quite a story about determination. Studies have shown that:

Most great things take time. And without determination, we’ll never see them realized. As a parent, you might need to become determined to teach values like determination. Rarely will a child pick up on what’s important on first try, and even if they embrace it early, it’s easy to get discouraged and follow a different course down the road. This isn’t just true in instilling determination in your child—it’s true of virtually everything that’s important.

48% of sales people never follow up with a prospect.  
25% of sales people make a 2nd contact and stop.  
12% of sales people make three contacts and stop.  
*Only 10% of sales people make more than four contacts.*

All of this to simply say this: Don’t get discouraged if you didn’t succeed this week, or this month. So next week, next month, and next year, chip away at determination and encourage your family to do the same. Down the road, the payoff stands to be significant.

Why does this matter? Well, consider this:

2% of sales are made on the 1st contact.  
3% of sales are made on the 2nd contact.  
5% of sales are made on the 3rd contact.  
10% of sales are made on the 4th contact.  
80% of sales are made on the 5th to 12th contact.

Whether our kids ever choose sales as a career is beside the point. The point is determination and persistence pays off. And that shouldn’t surprise us.



For more blog posts and parenting resources, visit: **ParentCue.org**